

# Data Management for SAP

14th December 2017

**WINSHUTTLE®**

Copyright Winshuttle 2017



**Chris Town**

Sales Director, EMEA/APAC



London, UK



**Achint Varia**

Solutions Engineer



London, UK

Digital Transformation



# DATA

Is a strategic asset increasingly managed by the business

Big Data



Self-Service IT



Real-Time Analytics





“ By 2019, 90% of large organizations will have a **Chief Data Officer.**

Only 50% will be hailed a success.

**Gartner**®

# The digital winners of tomorrow



Confidence and  
trust in data



Shortened  
business cycles



Empowered  
business teams

# 3 critical success factors of Data Management



## Quality

Avoid costly business interruptions



## Speed

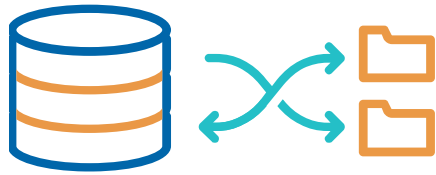
Don't delay critical business activities



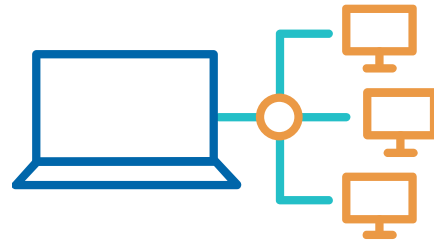
## Flexibility

Make continuous improvements

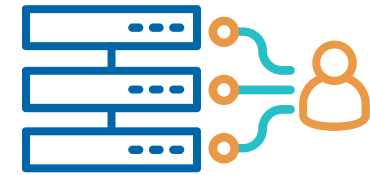
# 3 critical success factors of Data Management



**Data  
Movement**



**Workflow  
Applications**



**Data  
Governance**

**WINSHUTTLE®**



# Winshuttle Solution Demo



# Today's Examples



## Mass Data Creation

**Transactional Data**


Journal Upload (Multiline)



## Mass Data Maintenance

**Roundtrip**

Salary Update



## Forms & Workflow

**Customer Master**

Web Form


Automated Workflow

SAP Integration



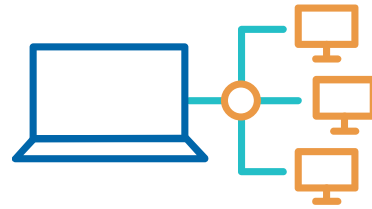
# Demonstration

# Key Takeaways

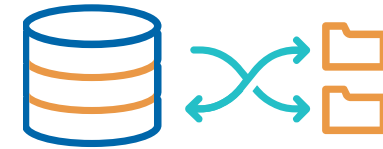


**Improved Data  
Validation**

**Improved User  
Productivity**



**Transparent and  
Repeatable Process**



**Process Control  
Process Flexibility**

# Automate business processes



Order-to-Cash



Hire-to-Retire



Record-to-Report



Procure-to-Pay



Master Data  
Management

# Use Winshuttle across SAP ECC



Financial  
Accounting and  
Controlling



Materials  
Management



Sales and  
Distribution



Plant  
Maintenance



Production  
Planning

# About Winshuttle



**Microsoft Partner**  
Gold Application Development  
Gold Collaboration and Content

**SAP® Certified**  
Integration with SAP® S/4HANA, on-premise edition



Founded in 2003

99%

Customer Satisfaction



Award Winning



# Questions & Answers

The background of the slide is a dark, blurred image. It features a financial candlestick chart with a white line connecting the closing prices of the bars. The chart is overlaid on a grid of dashed lines. The overall color palette is dark with hints of blue and orange.

# Let's continue the conversation...



[winshuttle.com/lsmw](https://winshuttle.com/lsmw)

Demos  
White Papers  
Case Studies



**Contact us**

Set up a 30 minute personalised demo  
UK: +44 (0) 208 879 5400  
infouk@winshuttle.com

**Microsoft Partner**  
Gold Application Development  
Gold Collaboration and Content



**SAP® Certified**  
Integration with SAP® S/4HANA, on-premise edition



The background features a dark blue grid with a white line graph overlaid. The graph shows a series of data points connected by a line, with some points highlighted in a light blue color. The overall aesthetic is professional and data-oriented.

# Thank you

Visit [winshuttle.com](http://winshuttle.com) for more information.

**WINSHUTTLE®**